


Hello, Everyone!

We have listened. This year the contests are not centered on the artistic or the crafty among us. This year the “contests” are designed for fun and to encourage **everyone** to join in the spirit and excitement of an election year at our ECC Weekend.


Convention Wear.

Who is your favorite Peanuts Character? Who would you like to see in office?

Dress in support of your favorite and join the parade of delegates on Friday night.



Get Ready:



1. In the spirit of an election year convention, dress up for dinner in your finest Peanuts wear.
2. Hats? T-shirts? Banners, badges, signs? Anything that you can wear or carry is in order.
3. It's the over-all look that counts. **Use what you have, modify it, or make your own.** Whatever you want to do is perfectly OK. If you have a really great T-shirt or a spiffy hat, that is enough. Show it off!
4. Most important? HAVE FUN!

Parade:

1. Those who want to show off their finest in our parade of delegate will be able to do so. Sign up at registration that you want to participate and get a number.
2. At dinner, Friday night, bring your number. There will be an election poster for each candidate to lead the parade of delegates.

Prizes:


1. Votes for favorites will be cast and collected at the dinner tables Friday night.
2. Prizes will be awarded after dinner.



Presidential Plush.

Not just the delegates...we want our candidates to look presidential. Select your favorite and dress him/her to impress.

Get ready.



1. Select a plush in the Peanuts character of your choice. Plush is to be a *maximum* of 18 inches tall.
2. Dress him or her in their most presidential clothing, past, present, or future.
 - a. Clothing can be pre-made (purchased), modified, or totally homemade. It's the finished look that counts.



- b. **Only the dressed plush will be displayed.**
- i. There can be no “loose” pieces (items that are not attached to the plush or clothing in some way) on the display table, to prevent loss.
 - ii. If you want your plush to be standing, bring a doll stand. No other extras (background, stages, platforms, etc.) will be permitted on the display tables.
 - iii. Battery operated lights are permitted, but no audio, please.

Display.

1. Sign up at registration and get a number.
2. Bring your plush to the display tables first thing Saturday morning. It will be placed on display by one of the volunteers.
3. Voting will be during the sales extravaganza. Please be sure to pick up your plush promptly at the end of the market sales. The volunteers cannot be responsible for items left on the tables.

Awards.

1. Bring your plush to dinner. Pictures will be taken of participants and their entries.
2. The top three favorites will receive prizes at dinner on Saturday night.

Convention Posters.

What would a convention be without posters?

Get Ready.

1. Make a campaign poster in support of your favorite Peanuts Character. **Maximum size** 22”x28” (standard poster board).
2. Use the media of your choice. (pencil, paint, markers, etc.)
3. It may be three dimensional, but all pieces must be permanently attached to the poster, to prevent loss. Loose items will not be permitted on the display table.



Display.

1. Sign up at registration and get a number.
2. Bring your poster to the display tables first thing Saturday morning. It will be displayed by one of the volunteers. **Due to restrictions at the hotel, all posters will be displayed lying flat on the table. No poster will be elevated, hung, or displayed in any other manner.**
3. It will be on display during the sales. Please be sure to pick up your poster promptly at the end of the market sales. The volunteers cannot be responsible for items left on the tables.

Awards.

1. Bring your poster to dinner. Pictures will be taken of participants and their entries.
2. The top three favorites will receive prizes at dinner on Saturday night.